

CUSTOMER DRAWING

REV.	DESCRIPTION	DATE	DRAWN	CHECKED	APPROVED
A	NEW VERSION	2009,08,11	Denice	Deming	Peter
B	REVISED	2010,01,28	Denice	Deming	Peter
C	REVISED	2011,02,10	Denice	Karl	Peter

ORDERING INFORMATION

SAC34 022 G6F1 1  
 ① ② ③ ④

① PRODUCT SERIES

SATA 7+15P RECEPTACLE  
 VER. SMT BOARD LOCK TYPE

② NUMBER OF CONTACTS

22P

③ CONTACT PLATING

G6F1: GOLD(15u") PLATING ON CONTACT AREA  
 MATTE-TIN (100u") ON SOLDER AREA  
 NICKEL (50u") UNDERPLATED OVER ALL.  
 (LEAD FREE UNDER 90 PPM)

④ PACKING METHOD

1: TRAY  
 3: TAPE/REEL

PERFORMANCE CHARACTERISTICS

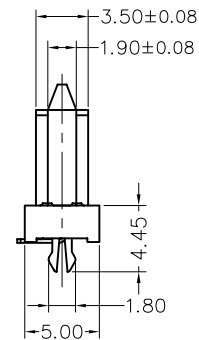
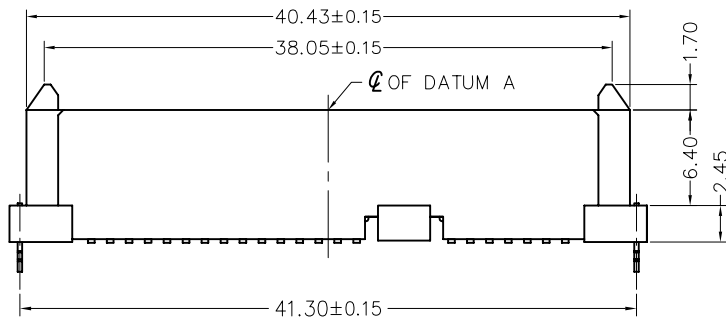
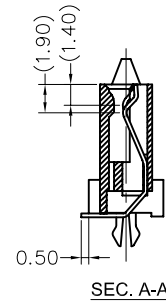
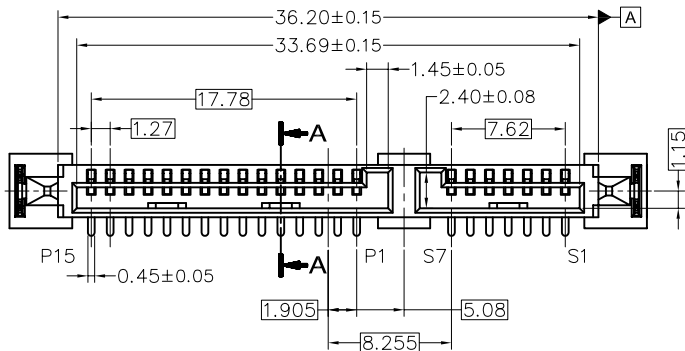
OPERATING VOLTAGE: 15V DC MAX.  
 CURRENT RATING: 1.5 A MAX.  
 CONTACT RESISTANCE: 30 mΩ MAX.  
 INSULATION RESISTANCE: 1000 MΩ MIN.  
 DIELECTRIC WITHSTANDING VOLTAGE: 500V AC/MINUTE  
 OPERATING TEMPERATURE: -45°C TO +85°C

MATERIALS

HOUSING: HIGH TEMPERATURE THERMOPLASTIC,  
 UL94V-0 RATDE  
 HOUSING COLOR: BLACK  
 CONTACT: PHOSPHOR BRONZE  
 BOARD LOCK: BRASS

PLATING

CONTACT: SEE ORDERING INFORMATION  
 BOARD LOCK: MATTE-TIN (100u" MIN.)  
 NICKEL (50u" MIN) UNDERPLATED OVER ALL.



	TOLERANCE (UNLESS SPECIFIED)
	0.0 ±0.35
	0.00 ±0.20
	0.000 ±0.0X

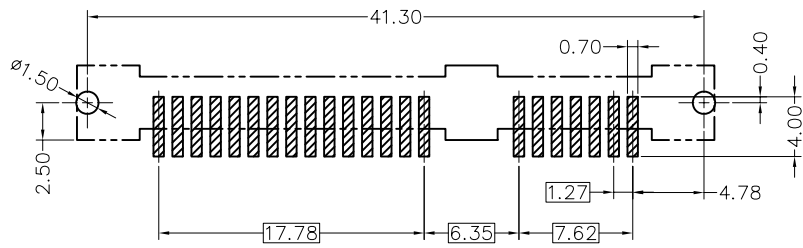


TITLE:  
 SATA COMBO 22P RECEPTACLE  
 VERTICAL SMT TYPE

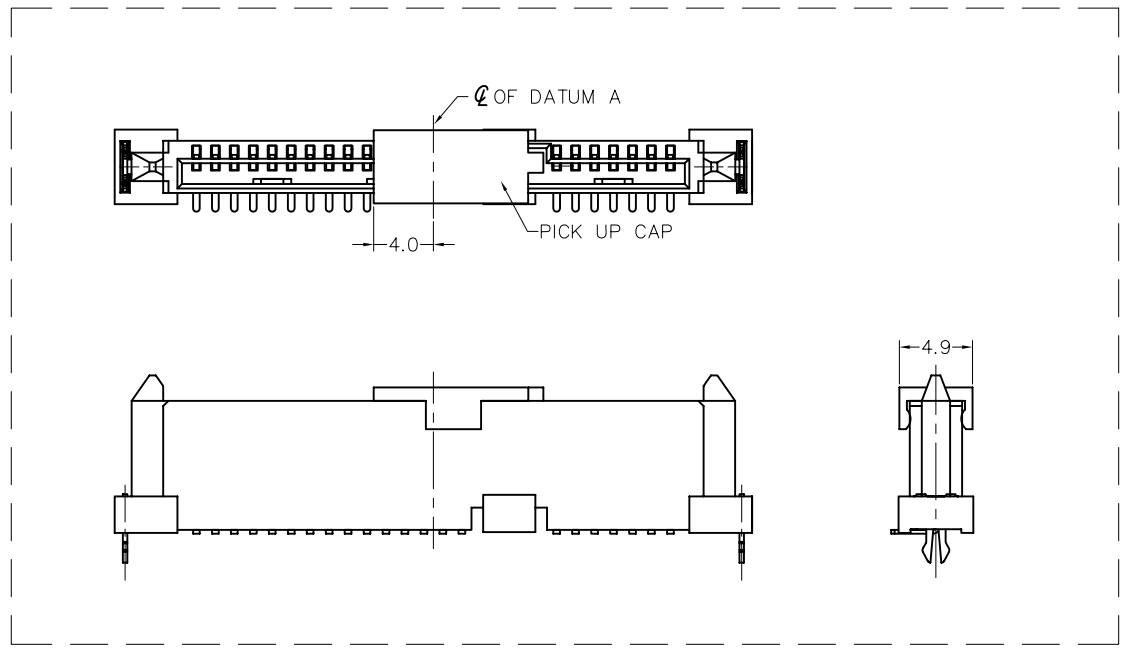
DWG NO. SAC34_C	SERIES SAC34	SHEET 1 / 2
FILE PATH SATA\SAC34\SAC34_CC		REV. C

CUSTOMER DRAWING

REV.	DESCRIPTION	DATE	DRAWN	CHECKED	APPROVED
A	NEW VERSION	2009,08,11	Denice	Deming	Peter
B	REVISED	2010,01,28	Denice	Deming	Peter
C	REVISED	2011,02,10	Denice	Karl	Peter



RECOMMENDED PCB LAYOUT(T=1.0mm)  
TOLERANCE: ±0.05mm



FINISHED PRODUCT

TOLERANCE (UNLESS SPECIFIED)
0.0 ±0.35
0.00 ±0.20
0.000 ±0.XX



TITLE:  
SATA COMBO 22P RECEPTACLE  
VERTICAL SMT TYPE

DWG NO.	SERIES	SHEET
SAC34_C	SAC34	2 / 2
FILE PATH	REV.	
SATA\SAC34\SAC34_CC	C	

A B C D E F